

12-1-2021

An Efficient Reflection Grating Beam Splitter in Planar Integrated Optics.

L. Gomaa

Electrical Power Engineering Department., Faculty of Engineering of Shobra., Zagazig University.,Banha., Branch.

A. Samra

Assistant Professor of Electrical Communications Department., Faculty of Engineering.,El-Mansoura University., Mansoura., Egypt.

Follow this and additional works at: <https://mej.researchcommons.org/home>

Recommended Citation

Gomaa, L. and Samra, A. (2021) "An Efficient Reflection Grating Beam Splitter in Planar Integrated Optics.," *Mansoura Engineering Journal*: Vol. 19 : Iss. 4 , Article 8.

Available at: <https://doi.org/10.21608/bfemu.2021.164267>

This Original Study is brought to you for free and open access by Mansoura Engineering Journal. It has been accepted for inclusion in Mansoura Engineering Journal by an authorized editor of Mansoura Engineering Journal. For more information, please contact mej@mans.edu.eg.

AN EFFICIENT REFLECTION GRATING BEAM SPLITTER

IN PLANAR INTEGRATED OPTICS

استخدام محزز الحيود العاكس للضوء كمنقسم

جيد لطاقة شعاع الليزر

L.R.Gomaa⁽¹⁾ and A.S.Samra⁽²⁾

الخلاصة -

باستخدام حاصبة عاكس شعاع الليزر من طريق محزز الحيود العاكس
والمنقسم على هيئة طبقات مختلفة في تماثل انعكاسها الحرفي
أمكن تحليل رياضي لمنقسم طائفة شعاع الليزر بالتساوي
وتكمن فائدة هذا المنقسم في الطبقات المختلفة للجوانب
المتكافئة المرئية وخاصة في معالجة الانعكاسات المتعددة
ومسائل الطيف البصري .

ABSTRACT

In this paper we present a theoretical analysis of a new integrated optical beam splitter based on the reflectivity of planar dielectric multilayers.

Symmetrical angular splitting can be achieved by such a technique with equal amount of splitted intensities. In the analysis we used the spatial Fourier plane wave spectrum to represent a well collimated gaussian laser beam and the matrix method for the reflectivity calculations .

1-INTRODUCTION

Planar integrated optics is still an active field of research and a considerable progress has been made toward realizing high performance optical devices using guided-wave techniques. Optical beam splitters are one of the key components in a wide range of integrated optic signal processors[1],[2]. Spatial splitting of the guided optical energy in planar waveguides is thus of fundamental importance.

(1) L.R.Gomaa is with the electrical Engineering departement, faculty of engineering of shobra, Zagazig university ,Banha branch.

(2) A.S.Samra is with the electrical communications departement faculty of Engineering ,mansoura university .

Thick transmission gratings fabricated in planar glass waveguides can be used as optical energy spatial distributors, but the problem of unequal diffraction efficiencies of different diffraction orders limit the use of such gratings. To overcome this problem we propose to use a thick reflection dielectric multilayers to achieve equal splitting of guided light energy in different directions. The success of such device requires a periodic variation of the reflection coefficient of the multilayers as function of the angle of incidence. This requirement is met very well with a proper choice of multilayers parameters as will be explained latter.

II- ANALYSIS

A guided laser beam (confined in the Y-direction) having a lateral gaussian distribution is incident at an angle θ_1 on a region of thickness "d" consisting of a succession of thin zone of high (n_0) and low (n_1) index of refraction as shown in figure 1. The difference $n_0 - n_1$ is small: typically of the order of 10^{-3} . Such multilayers can be fabricated very easily using the double-ion exchange technique [3].

Figure 2 shows the geometry and coordinate systems used in the derivations. We assume that the gaussian beam at $z = -h$ has its electric field polarized along the y-direction with a time dependence $e^{-j\omega t}$ where ω is the optical angular frequency.

In the (x_1, z_1) coordinate system, the gaussian beam has an electric field distribution at $z_1 = 0$ given by [4],[5]

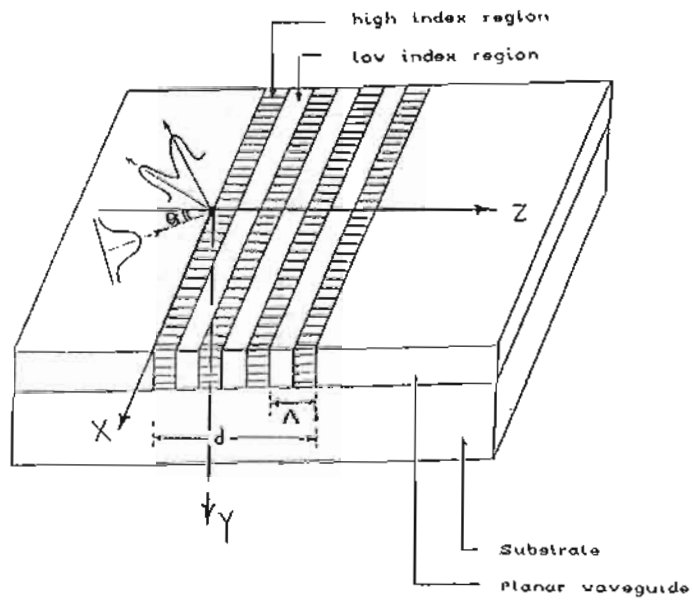


Fig.1 Optical reflection grating structure

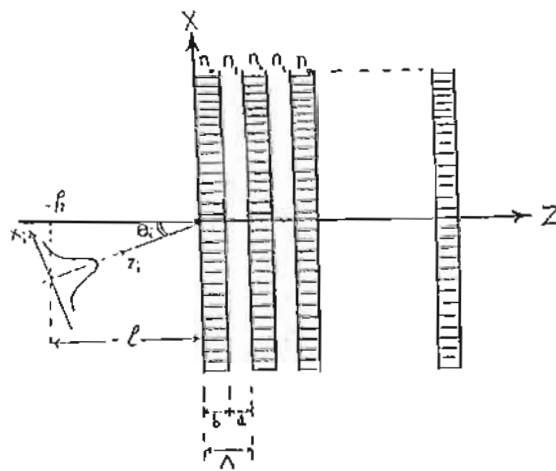


Fig.2 Geometry and coordinate systems for the beam splitter.

$$E_1(x_1, 0) = \frac{e^{-(x_1/w_0)^2}}{w_0 \sqrt{\pi}} \quad (1)$$

where w_0 is half the beam width at the point where the field magnitude decreases to $1/e$ of its maximum value. A well collimated beam is characterized by

$$k_0 n_0 \omega \gg 1 \quad (2)$$

where k_0 is the free-space wavenumber. The inequality (2) implies that $(\omega / \lambda_0) \gg 1$ where λ_0 is the vacuum wavelength. The gaussian beam in the (x, z) coordinate system can be represented by a spectrum of plane waves as [6]

$$E(x, z) = \frac{1}{2\pi} \int_{-\infty}^{\infty} \phi(k_x) e^{i(k_x x + k_z(z+h))} dk_x \quad (3)$$

where the longitudinal wavenumber k_z is given by:

$$k_z = \sqrt{k_0^2 n_0^2 - k_x^2} \quad (4)$$

and k_x is the transverse wavenumber. Equation (3) means that the incident gaussian field at $z=0$ is given by the Fourier superposition

of plane waves propagating as $e^{(ik_x x + ik_z z)}$. For each value of k_x , the amplitude of the reflected wave is that of the incident plane wave

$\phi(k_x) e^{ik_z h}$ at the $z=0$ plane, multiplied by the plane-wave reflection coefficient $\rho(k_x)$ of the multilayer periodic structure.

The gaussian field in the (x,z) coordinate system is written as [6]

$$E(x,z) = \frac{e^{-\left(x \cos\theta_i / w_0\right)^2 + jk_0 n_0 x \sin\theta_i}}{w_0 \sqrt{\pi}} \quad (5)$$

since the (x,z) coordinates are related to the (x_i,z_i) coordinates via the following relations

$$x_i = x \cos\theta_i - (h+z) \sin\theta_i \quad (6)$$

$$z_i = x \sin\theta_i + (h+z) \cos\theta_i \quad (7)$$

The spectral amplitude $\phi(k_x)$ is obtained as the spatial Fourier transform of equation(5)

$$\phi(k_x) = \int_{-\infty}^{\infty} E(x,z) e^{-jk_x x} dx \quad (8)$$

which upon substitution of eq.(5) yields :

$$\phi(k_x) = \frac{e^{-\left(w_0(k_x - k_0 n_0 \sin\theta_i) / (2 \cos\theta_i)\right)^2}}{\cos\theta_i} \quad (9)$$

The plane-wave reflection coefficient $\rho(k_x)$ of the multilayer structure can be obtained easily by the well-known matrix method [7] :

$$\rho(k_x) = \frac{C U_N}{A U_N - U_{N-1}} \quad (10)$$

where

$$U_N = \frac{\sin(N K \Lambda)}{\sin(K \Lambda)} \quad U_{N-1} = \frac{\sin(N-1)(K \Lambda)}{\sin(k \Lambda)} \quad (11)$$

where

$$N = 2d/\Lambda = \text{number of layers when } a = b = (1/2) \Lambda$$

$$C = e^{-jk_{1z}a} \left[(1/2) j \left((k_{2z}/k_{1z}) - (k_{1z}/k_{2z}) \right) \sin k_{2z}b \right] \quad (12)$$

$$A = e^{-jk_{1z}a} \left[\cos k_{2z}b - (1/2) j \left((k_{2z}/k_{1z}) + (k_{1z}/k_{2z}) \right) \sin k_{2z}b \right] \quad (13)$$

where

- Λ - period of the multilayer structure
- a - thickness of the low index zone
- b - thickness of the high index zone
- K is the block-wave function defined as :

$$K \Lambda = \text{Cos}^{-1} \left(\text{Re}(A) \right) \quad (14)$$

$\text{Re}(\cdot)$ designates the real part

The axial wave numbers k_{1z} and k_{2z} are given by :

$$\begin{aligned} k_{1z} &= k_0 n_2 \sqrt{1 - \sin^2 \theta} \\ k_{2z} &= k_0 \sqrt{n_0^2 - n_1^2 \sin^2 \theta} \end{aligned} \quad (16)$$

The reflected spectrum which gives the "angular" distribution of the reflected beam is readily obtained from (9) and (10) using (11), (12), (13) and (14).

To check the periodicity of the plane-wave reflection coefficient $\rho(\theta)$, we calculated it for the following parameters :

$\Lambda = 10 \mu\text{m}$, $n_0 = 1.5$, $n_0 - n_1 = 0.001$, $d = 10 \text{ mm}$.
and the optical wavelength $\lambda_0 = 0.63 \mu\text{m}$

Figure 3 shows the variation of the magnitude of the reflection coefficient ρ as function of the angle θ (the angle of the representative plane wave spectrum)

III- DISCUSSION

The idea of spatial splitting a well collimated laser beam is as follows : the assumed gaussian laser beam (whose spatial Fourier spectrum is gaussian as given in eq.(9)) incident at an angle θ_i corresponding to one of the minima of the reflection coefficient of the multilayer will be reflected with a null at the position of the angle of incidence and two peaks located symmetrically about the angle of incidence (since the reflection coefficient is periodic) . Nearly a 1:1 spatial splitting can be achieved .To check this feature, we calculated the angular distribution of the reflected beam for the following parameters :

angle of incidence $\theta_i \approx 0.405^\circ$, $w_0 = 0.5$ mm and the other parameters are the same as those used for the calculations of figure3. The angular distribution of the reflected beam is shown in figure 4 . It is obvious that the reflected light is splitted symmetrical around the angle of incidence with an angular separation 0.025° . The ability to splitt symmetrically light beams with very small angular separation is extremely useful especially for light distribution on integrated photodetector arrays as those used in integrated optic spectrum analyzers and integrated optical signal processors .

IV- CONCLUSION

It is concluded that spatial splitting by planar integrated multilayers can be very useful in integrated optical components .This technique can be extended to active integrated optical components since the requirement on $(n_o - n_i) \approx 10^{-3}$ can be realized easily on GaAs or InP substrates . The spatial periodicity Λ can be induced

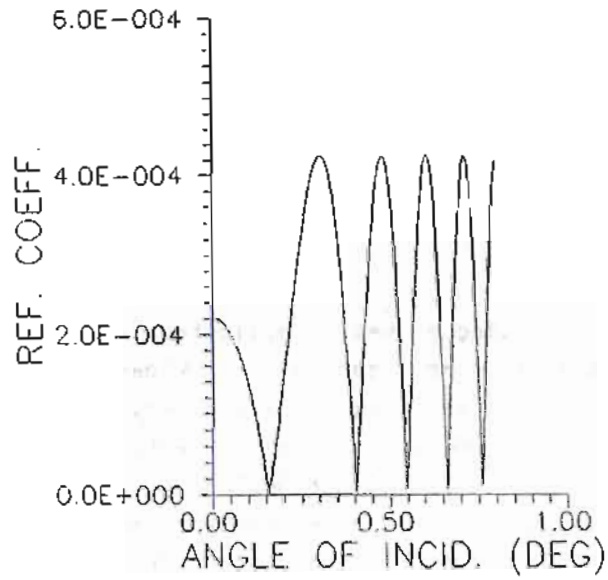


Fig.3 Variation of the reflection coefficient ρ as a function of angle θ .

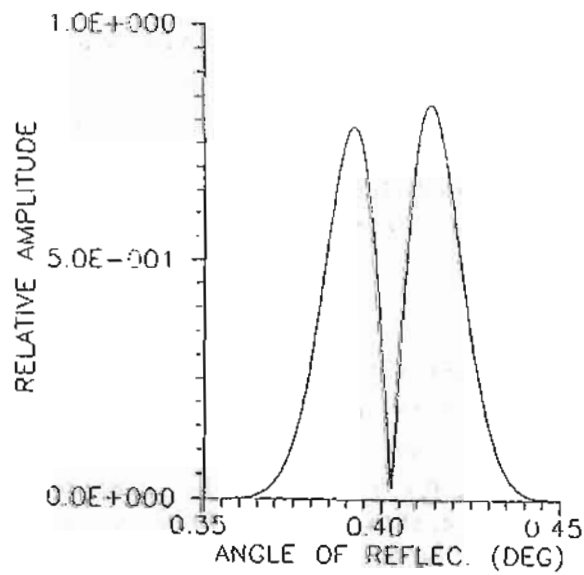


Fig.4 The angular distribution of the reflected beam

electrically via the electrooptic effect in active materials such as Lithium Niobate .

The design parameters Λ , d , a , b and $\Delta n = n_o - n_i$ provide a flexibility to achieve efficient splitting for a wide range of laser beam width w_o .

REFERENCES

- [1] Varshney ,R.K. and A.Kumar , Optics Communications ,vol.81, pp.167-170 ,(1992)
" Design of a 4x4 fiber coupler with equal power splitting at two different wavelengths "
- [2] Thomas K. Gaylord ,and M.G.Moharam ,Proceedings of the IEEE vol 73 , No.5 , May (1985)
"Analysis and Applications of optical diffraction by Gratings"
- [3] L.Gomaa ,G.H.Chartier ,and A.S.Samra ,Journal of Physics D: Applied Phys. ,No.23 ,pp.1298-1301 (1990).
" A novel Technique for making demultiplexers in integrated Optics."
- [4] Yariv ,A. Quantum Electronics , Wiley ,New York , (1989) .
- [5] Pankaj K. Das ,Optical signal processing , Springer-Verlag Berlin Heidelberg ,(1991)
- [6] T.Tamir and H.L.Bertoni ,Journal of the optical society of America ,vol.61 ,no 10,pp.1397-1413 ,(1971)
"Lateral displacement of optical beams at multilayered and periodic structures"
- [7] P.Yeh ,A.Yariv and C.S.Hong ,Journal of the optical society of America ,vol 67 ,No 4 ,pp.423-438 ,(1977).
"Electromagnetic propagation in periodic stratified media I General Theory "